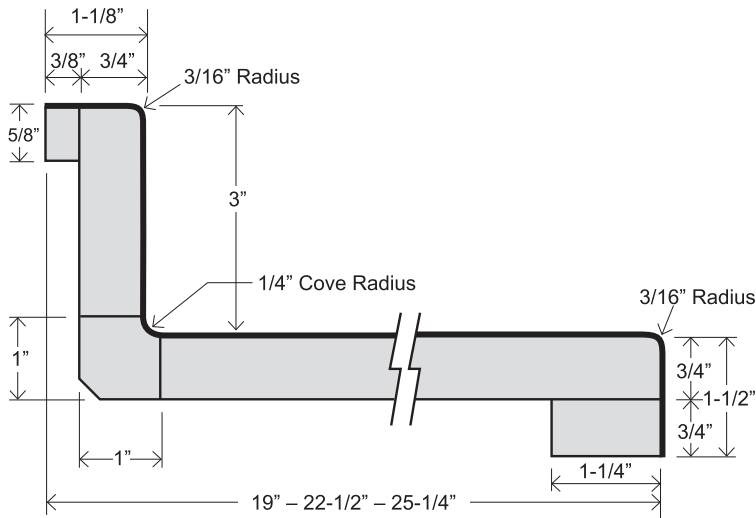




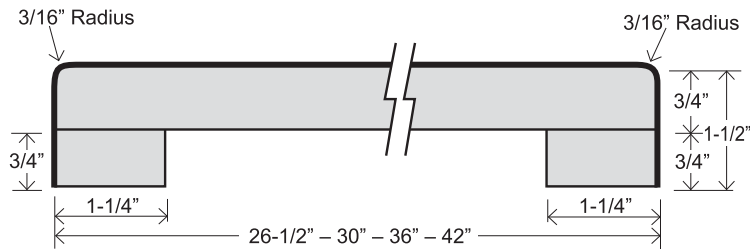
FEATURES

- 3/16" radius front nose 1-1/2" thick
- 1/4" cove radius for easy cleaning
- 3/8" MDF scribe for fitting out-of-square walls
- 1" x 1" cove molding
- 1-1/4" front build-up for floating countertop installation
- 3" backsplash on kitchen and vanity tops
- 3/16" radius on both sides of all bars
- 3/16" radius front and unfinished back edge on flat deck tops



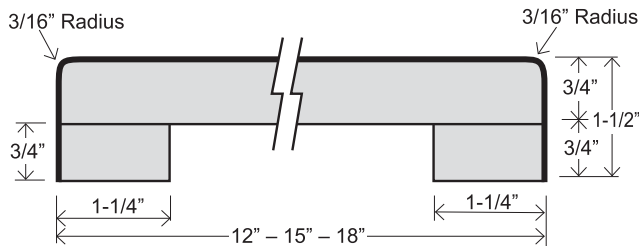
KITCHEN & VANITY TOP

ANV 19
ANV 22-1/2
ANK 25-1/4



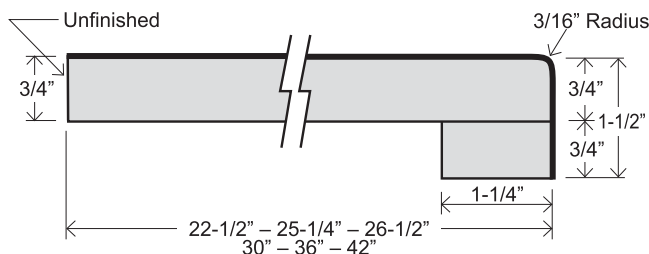
BAR TOP

ANB 26-1/2
ANB 30
ANB 36
ANB 42



BAR TOP

ANB 12
ANB 15
ANB 18



FLAT DECK TOP

ANF 22-1/2
ANF 25-1/4
ANF 26-1/2
ANF 30
ANF 36
ANF 42

